


2015

**HEAVY DUTY
OUTSIDE AIR
LOUVRE**



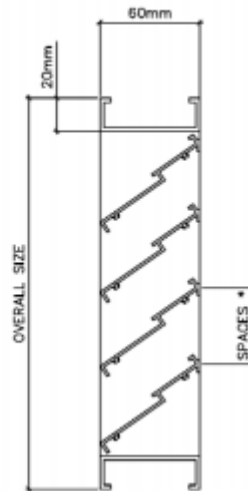
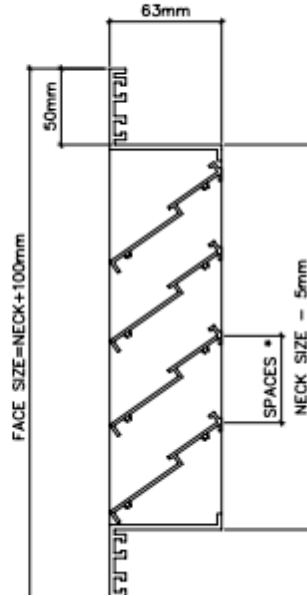
MODEL ADOAL50

Made to Order



MODEL ADOAL50-C

DESIGN DETAILS



FEATURES

Storm style outside air louvres feature a double rain trap and are designed to ensure minimum ingress of water whilst producing maximum air flow at low noise level.

Can be used for both exhaust and supply application.

All louvres are manufactured from heavy duty extruded aluminium sections.

Standard finish. Clear anodised aluminium.

Alternative shapes a speciality (triangles, diamonds, arches, and circular).

Mullion fitted when width exceeds 1500mm.