




ALI

AUSTRALIAN LOUVRE INDUSTRIES®



VISIBLE SURFACES

DURA-SLAT
65 x 16 x 1.4 Wall - Structural Alloy
Mass. 0.578 Kg/m
Anod. Per. 156
Paint Per. 156



VISIBLE SURFACES

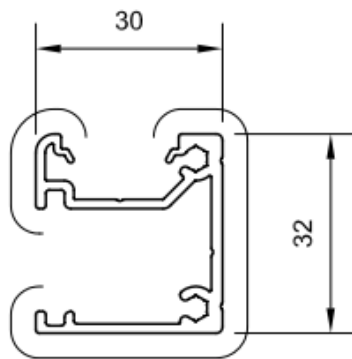
SLAT
100 x 16 x 1.2 Wall
Mass. 0.780 Kg/m
Anod. Per. 227
Paint Per. 227

AS8C
CHANNEL INFILL
Mass. 0.113 Kg/m
Anod. Per. 100
Paint Per. 100

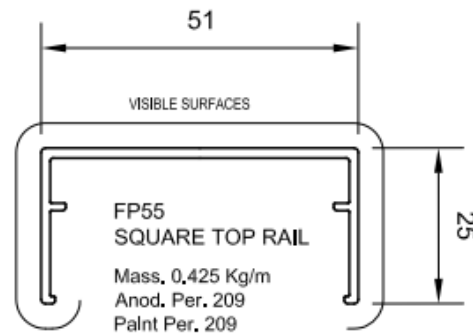


VISIBLE SURFACES

FP56
CHANNEL
Mass. 0.570 Kg/m
Anod. Per. 253
Paint Per. 253



VISIBLE SURFACES




FP55
SQUARE TOP RAIL

Mass. 0.425 Kg/m
Anod. Per. 209
Paint Per. 209

FP54
TOP RAIL BASE

Mass. 0.440 Kg/m
Anod. Per. 185
Paint Per. 185



VISIBLE SURFACES



CHANNEL
20 x 20 x 1.6
Mass. 0.246 Kg/m
Anod. Per. 156
Paint Per. 156